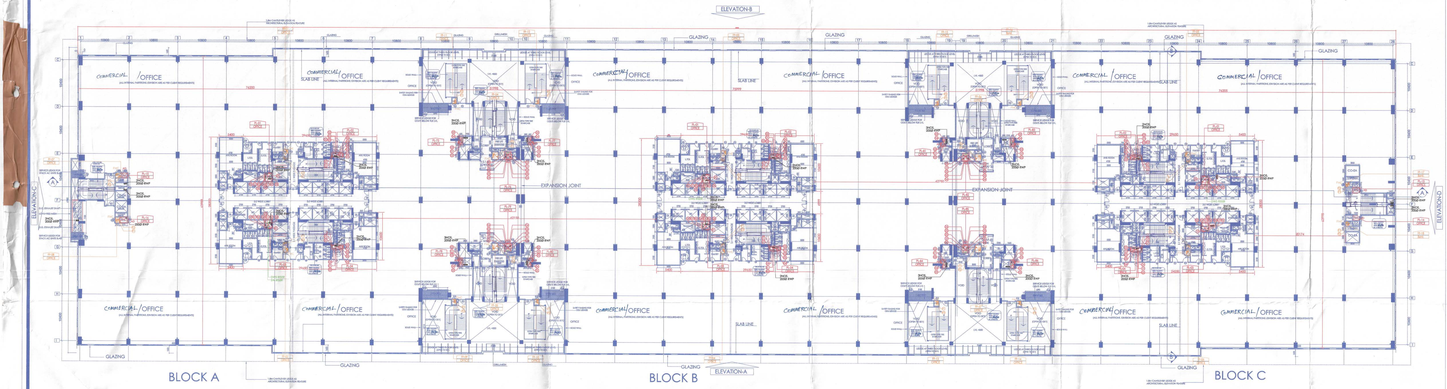

FLOOR LEVELS	TOS	FFL
3RD FLOOR	+13725	+13800

3RD FLOOR PLAN

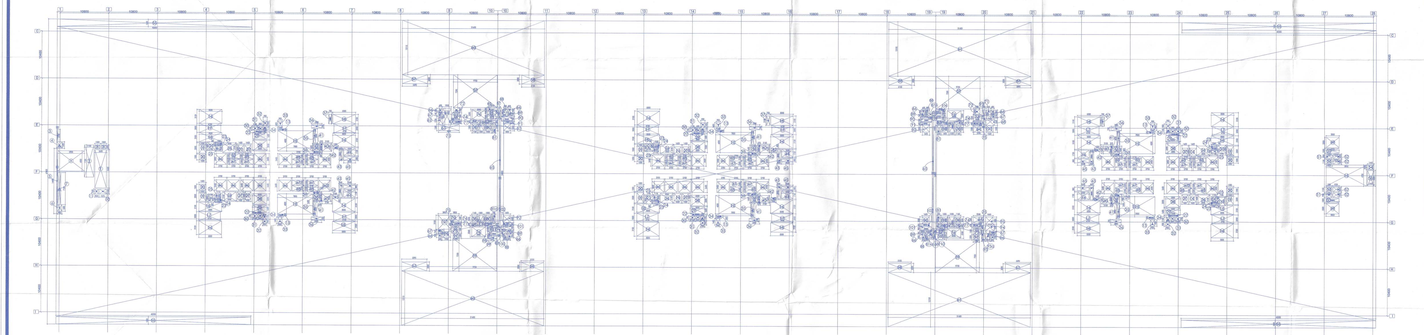

3RD FLOOR PLAN

AREA CALCULATIONS FOR 3RD FLOOR PLAN

ADDITIONS

A	292.900	X	67.800	X	1	= 19860.08	SQ.MT
	TOTAL					= 19860.08	SQ.MT (A)

DEDUCTIONS

1	5.100	X	4.500	X	1	= 22.950	SQ.MT
2	5.100	X	7.100	X	1	= 36.210	SQ.MT
3	0.750	X	0.750	X	1	= 0.563	SQ.MT
4	0.350	X	1.450	X	1	= 0.508	SQ.MT
5	0.350	X	14.490	X	1	= 5.072	SQ.MT
6	0.750	X	1.450	X	1	= 1.088	SQ.MT
7	0.685	X	7.100	X	1	= 4.864	SQ.MT
8	1.000	X	0.850	X	1	= 0.850	SQ.MT
9	2.600	X	8.450	X	1	= 21.970	SQ.MT
10	1.425	X	1.100	X	1	= 1.568	SQ.MT
11	0.825	X	1.100	X	1	= 0.908	SQ.MT
12	5.000	X	3.100	X	12	= 186.000	SQ.MT
13	1.000	X	0.500	X	1	= 0.500	SQ.MT
14	1.425	X	1.650	X	1	= 10.725	SQ.MT
15	4.750	X	4.750	X	2	= 42.089	SQ.MT
16	5.000	X	3.100	X	12	= 186.000	SQ.MT
17	5.000	X	2.200	X	12	= 132.000	SQ.MT
18	5.000	X	2.100	X	12	= 126.000	SQ.MT
19	2.850	X	2.300	X	4	= 21.390	SQ.MT
20	1.350	X	1.300	X	4	= 7.290	SQ.MT
21	1.350	X	1.850	X	4	= 9.990	SQ.MT
22	2.050	X	0.250	X	4	= 2.050	SQ.MT
23	2.050	X	0.300	X	4	= 2.870	SQ.MT
24	1.110	X	0.750	X	4	= 4.995	SQ.MT
25	1.110	X	2.150	X	4	= 9.546	SQ.MT
26	1.110	X	0.750	X	4	= 4.995	SQ.MT
27	1.425	X	1.650	X	8	= 18.810	SQ.MT
28	0.550	X	2.350	X	4	= 5.170	SQ.MT
29	3.200	X	1.600	X	4	= 20.720	SQ.MT
30	1.000	X	0.850	X	4	= 3.400	SQ.MT
31	0.850	X	0.750	X	4	= 2.550	SQ.MT
32	0.800	X	1.100	X	4	= 3.825	SQ.MT
33	0.800	X	1.450	X	4	= 4.640	SQ.MT
34	0.800	X	1.100	X	4	= 3.960	SQ.MT
35	0.800	X	1.450	X	4	= 4.640	SQ.MT
36	2.300	X	0.750	X	4	= 10.350	SQ.MT
37	2.150	X	2.100	X	4	= 18.060	SQ.MT
38	1.380	X	1.650	X	4	= 13.662	SQ.MT
39	2.150	X	0.400	X	4	= 3.268	SQ.MT
40	2.150	X	1.650	X	4	= 21.285	SQ.MT
41	1.200	X	0.400	X	4	= 1.920	SQ.MT
42	0.300	X	0.400	X	4	= 0.240	SQ.MT
43	2.150	X	0.400	X	4	= 3.268	SQ.MT
44	2.150	X	1.735	X	4	= 26.316	SQ.MT
45	2.550	X	0.850	X	4	= 13.464	SQ.MT
46	2.700	X	1.600	X	28	= 185.220	SQ.MT
47	2.700	X	1.200	X	20	= 64.800	SQ.MT
48	2.700	X	1.200	X	20	= 64.800	SQ.MT
49	2.850	X	2.300	X	2	= 13.110	SQ.MT
50	2.850	X	0.300	X	2	= 1.710	SQ.MT
51	1.325	X	0.900	X	2	= 2.385	SQ.MT
52	1.325	X	0.900	X	2	= 2.385	SQ.MT
53	1.445	X	1.000	X	4	= 5.780	SQ.MT
54	1.445	X	1.000	X	4	= 5.780	SQ.MT
55	43.200	X	4.450	X	4	= 769.248	SQ.MT
56	1.445	X	5.000	X	4	= 1.445	SQ.MT
57	2.890	X	2.000	X	4	= 23.120	SQ.MT
58	5.100	X	2.000	X	4	= 40.800	SQ.MT
59	5.750	X	2.000	X	4	= 92.000	SQ.MT
60	31.600	X	12.175	X	2	= 769.648	SQ.MT
61	31.600	X	2.175	X	2	= 137.270	SQ.MT
62	0.900	X	1.700	X	1	= 1.575	SQ.MT
63	0.900	X	1.700	X	1	= 1.575	SQ.MT
64	1.445	X	1.000	X	4	= 5.780	SQ.MT
65	24.000	X	0.300	X	4	= 28.800	SQ.MT
66	24.000	X	0.300	X	4	= 28.800	SQ.MT
67	0.700	X	0.745	X	4	= 2.086	SQ.MT
68	0.700	X	0.745	X	4	= 2.086	SQ.MT
69	1.900	X	0.595	X	4	= 4.522	SQ.MT
70	1.900	X	0.595	X	4	= 4.522	SQ.MT
71	1.010	X	1.845	X	4	= 7.453	SQ.MT
72	1.010	X	1.845	X	4	= 7.453	SQ.MT
73	1.600	X	0.600	X	4	= 3.840	SQ.MT
74	1.900	X	0.600	X	4	= 4.560	SQ.MT
75	3.050	X	2.250	X	4	= 27.450	SQ.MT
76	1.784	X	0.600	X	4	= 4.282	SQ.MT
77	1.160	X	1.005	X	4	= 4.653	SQ.MT
78	1.900	X	2.305	X	4	= 17.537	SQ.MT
79	1.505	X	1.500	X	4	= 9.030	SQ.MT
80	1.505	X	1.500	X	4	= 9.030	SQ.MT
81	0.750	X	0.600	X	4	= 1.800	SQ.MT
81a	0.750	X	0.700	X	1	= 0.525	SQ.MT
82	0.750	X	0.700	X	1	= 0.525	SQ.MT
83	1.750	X	1.050	X	4	= 7.350	SQ.MT
84	1.750	X	0.950	X	4	= 6.663	SQ.MT
85	0.900	X	0.600	X	4	= 2.027	SQ.MT
86	1.100	X	1.945	X	4	= 2.140	SQ.MT
87	1.100	X	0.950	X	4	= 2.068	SQ.MT
87a	1.200	X	0.745	X	2	= 1.788	SQ.MT
88	0.900	X	0.950	X	4	= 2.850	SQ.MT
89	0.900	X	0.745	X	4	= 2.533	SQ.MT
90	0.900	X	0.600	X	4	= 1.728	SQ.MT
91	0.900	X	0.600	X	4	= 1.728	SQ.MT
92	1.600	X	1.600	X	4	= 9.600	SQ.MT
93	1.900	X	0.745	X	4	= 5.998	SQ.MT
93a	1.015	X	1.845	X	4	= 7.473	SQ.MT
94	1.010	X	1.845	X	4	= 7.453	SQ.MT
95	1.645	X	1.550	X	4	= 10.561	SQ.MT
96	1.010	X	1.845	X	4	= 7.453	SQ.MT
97	1.300	X	1.200	X	4	= 6.370	SQ.MT
98	1.300	X	0.950	X	4	= 4.693	SQ.MT
99	2.045	X	0.600	X	4	= 7.705	SQ.MT
100	2.045	X	0.600	X	4	= 7.227	SQ.MT
101	1.890	X	0.600	X	4	= 6.804	SQ.MT
102	1.890	X	0.600	X	4	= 6.804	SQ.MT
103	1.890	X	0.600	X	4	= 6.804	SQ.MT
104	2.950	X	0.995	X	4	= 2.936	SQ.MT
105	2.950	X	0.995	X	4	= 2.936	SQ.MT
106	2.000	X	0.600	X	4	= 1.200	SQ.MT
107	2.865	X	0.100	X	4	= 0.496	SQ.MT
108	2.045	X	1.550	X	1	= 3.170	SQ.MT
109	1.900	X	0.995	X	4	= 7.562	SQ.MT
110	0.800	X	0.995	X	1	= 0.796	SQ.MT
	TOTAL					= 3891.066	SQ.MT (B)

AREA OF 3RD FLOOR (A) - (B) = 15969.019 SQ.MT (C)

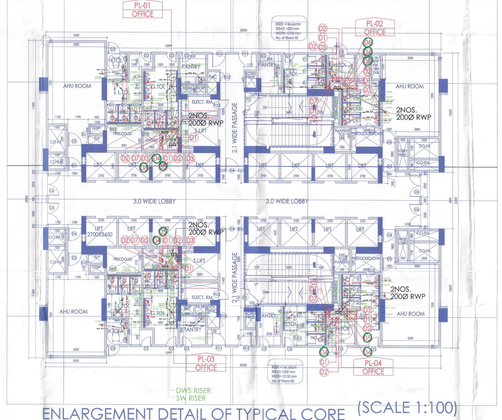

ENLARGEMENT DETAIL OF TYPICAL CORE (SCALE 1:100)

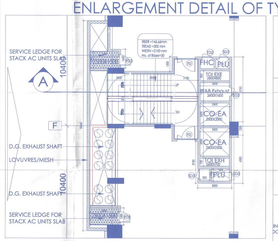

ENLARGEMENT DETAIL OF STAIRCASE CORE IN BLOCK-A

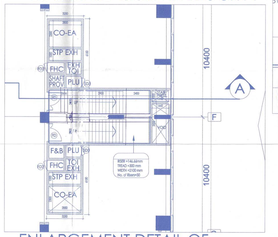

ENLARGEMENT DETAIL OF STAIRCASE CORE IN BLOCK-C

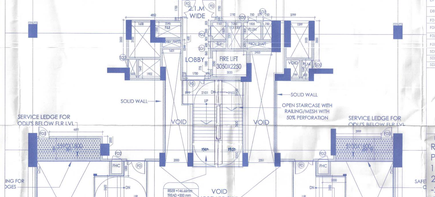

ENLARGEMENT DETAIL OF CORE BETWEEN BLOCK A&B & BETWEEN BLOCK B & C

PLUMBING LEGEND:-
- SSWP FOR RWP(SP)
- SSWP FOR RWP(WP)
- FD 1nos (per FP)
- CWS DN 15A(C)
- HWS DN 15A(H)
- FHC DN 15A(C)
- HWS DN 15A(H)
- FD = FLOOR DRAIN
- RWP = RAIN WATER PIPE
- FD = FLOOR DRAIN
- SV = VENTILATION
- CWS = COLD WATER SUPPLY
- HWS = HOT WATER SUPPLY

DETAIL OF PIPE CONNECTIONS

FROM FD TO ENCH. SSWP FOR RWP(WP)
FROM WC TO ENCH. SSWP FOR RWP(WP)
FROM WC TO ENCH. SSWP FOR RWP(SP)
FROM WHB WASTE PLUT AND WPE

FP = SSWP FOR RWP(WP) RISER PIPE
SV = SSWP SPRINKLER DRAIN PIPE

DRG NO.: SS-P-104

KEY PLAN

BLOCK-A BLOCK-B BLOCK-C (BASEMENT SHOWN)

NOTES:-

This development have been conceived, designed and drafted on basis of the following parameters:

1. All toilets will be mechanically ventilated. Conditioned air from the office floor will be sucked in to the toilets and vented out through a vent shaft
2. Basement will be artificially ventilated.
3. All spaces (parking basement, service basement ect) will be artificially lit. Any natural light which is available in the office spaces is only incidental and not essential to the functioning of the buildings.
4. 100% standby generating capacity will be provided for the entire electrical requirement of the total scheme. This therefore includes standby generation for all common services, lifts etc. and also the entire electrical load for ventilation & air-conditioning lights and all office equipment.
5. This building will be sprinkled as per NBC norms.
6. partition/ modifications for interior spaces/ layout and toilet block addition and alteration shall be as per client request/ requirement of saidle area of floor plate

DOOR SCHEDULE

TYPE	OPENING	HGT.	MATL.	REMARKS
D1	1000X2100	2100	ALUM.	MATERIAL TO BE ALUMINIUM GLAZED DOOR
D2	1000X2100	2100	ALUM.	MATERIAL TO BE ALUMINIUM GLAZED DOOR
D3	1200X2100	2100	ALUM.	MATERIAL TO BE ALUMINIUM GLAZED DOOR
D4	1200X2100	2100	ALUM.	MATERIAL TO BE ALUMINIUM GLAZED DOOR
D5	1200X2100	2100	ALUM.	ALUMINIUM GLAZED DOOR
D6	2000X2100	2100	ALUM.	ALUMINIUM GLAZED DOOR
D7	2000X2100	2100	ALUM.	ALUMINIUM GLAZED DOOR
D8	2400X2100	2100	ALUM.	ALUMINIUM GLAZED DOOR
D9	1700X2100	2100	ALUM.	ALUMINIUM GLAZED DOOR
D10	1200X2100	2100	ALUM.	ALUMINIUM GLAZED DOOR
D11	1200X2100	2100	ALUM.	ALUMINIUM GLAZED DOOR
D12	1000X2100	2100	ALUM.	ALUMINIUM GLAZED DOOR
D13	1000X2100	2100	ALUM.	ALUMINIUM GLAZED DOOR
D14	1000X2100	2100	ALUM.	ALUMINIUM GLAZED DOOR
D15	1000X2100	2100	ALUM.	ALUMINIUM GLAZED DOOR

Architect Hafeez Contractor

37 Ajmal Khan Enclave 42,155 3424770

REVISED BUILDING PLAN OF CYBER PARK COLONY AREA MEASURING 11.816 ACRES (LICENCE NO.180 OF 2007 DATED 02.05.2007) IN SECTOR -20, GURGAON MANESAR URBAN COMPLEX.

OWNER: M/S DLF CYBER CITY DEVELOPERS LTD.

CONSULTANT:

DRG TITLE: 3RD FLOOR PLAN

REVISION	JOB NO:-	DRG NO:- SS-P-104	NORTH:-
	SCALE:- 1:250	DATE:- 21/08/2017	
FILE:-	DEALT BY:-	CHECKED BY:-	APPROVED BY:-
SIGNATURE & SEAL OF ARCHITECT:-		SIGNATURE & SEAL OF OWNER:-	